

# WHAT THE 2014 ELECTION RESULTS MEAN FOR K-12 POLICY

THE 2014 *EDUCATION WEEK* GALLUP POST-ELECTION REVIEW

*November 12, 2014*

## **“The National Landscape”**

Frank Newport, Ph.D.  
Gallup Editor in Chief

# THE FACTS OF THE MATTER

- Republicans gained at least 7 seats\* in the Senate and now control the majority
- Republicans gained at least 12 seats\* in the House and have expanded their majority control
- Republicans won the combined popular vote for the House by a 52% to 45% margin
- Republicans gained 3 governorships

\* *Preliminary*

# THE 2014 MIDTERM ELECTIONS

- What is behind the election results?
- What do the results of the 2014 midterm elections mean going forward – both short and long term?
- What do Americans want their newly elected Congress to do?
- What does the future hold?

# WHAT IS BEHIND THE ELECTION RESULTS?

## Fundamentals

- Democrats defending hard to defend Senate seats in 2014
- Midterm election – president loses seats unless mitigating circumstances intervene
- Party of president takes hit in midterms when:
  - President unpopular
  - Satisfaction low
  - Approval of Congress low

## Key Election Indicators in Recent Midterm Election Years

Based on national adults

	<b>Approve of job president is doing</b>	<b>Approve of job Congress is doing</b>	<b>Satisfied with way things are going in the U.S.</b>	<b>Net seat loss for president's party in U.S. House</b>
	%	%	%	
2014	44	20	27	n/a
2010	44	21	22	-63
2006	38	26	35	-30
2002	63	50	48	+6
1998	66	44	60	+5
1994	46	22	30	-53
1990	58	26	32	-8
1986	63	42	58	-5
1982	42	29	24	-28

Note: 2014 estimates are based on an Oct. 29-Nov. 2 Gallup poll. Obama job approval in Gallup Daily tracking was 42% for Oct. 27-Nov. 2. Prior years' estimates are based on final Gallup estimates before the midterm elections, usually in October or early November.

GALLUP®

# WHAT IS BEHIND THE ELECTION RESULTS?

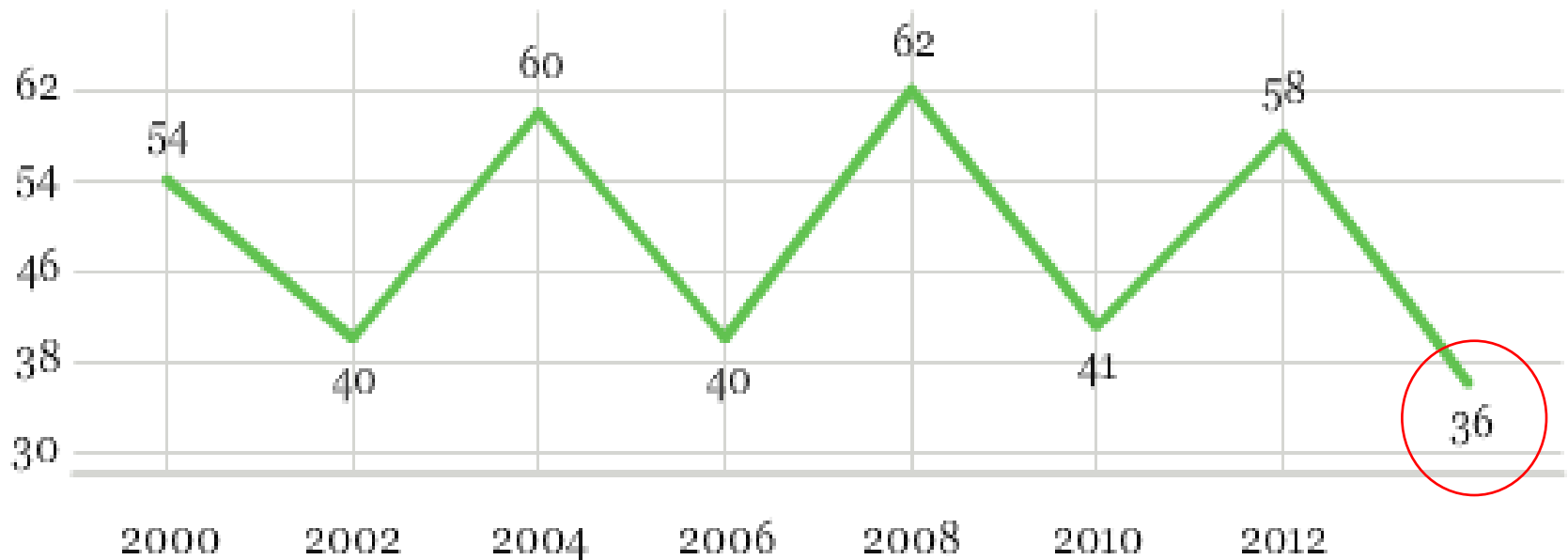
## **Low Interest/Low Sense of Voting Efficacy Benefits Republicans**

- Turnout lowest since WWII
- Voters giving less thought to election than in decades
- Low turnout almost always benefits Republicans

# LOWEST TURNOUT SINCE 1942

*Turnout Based on Voting Eligible Population*

■ %



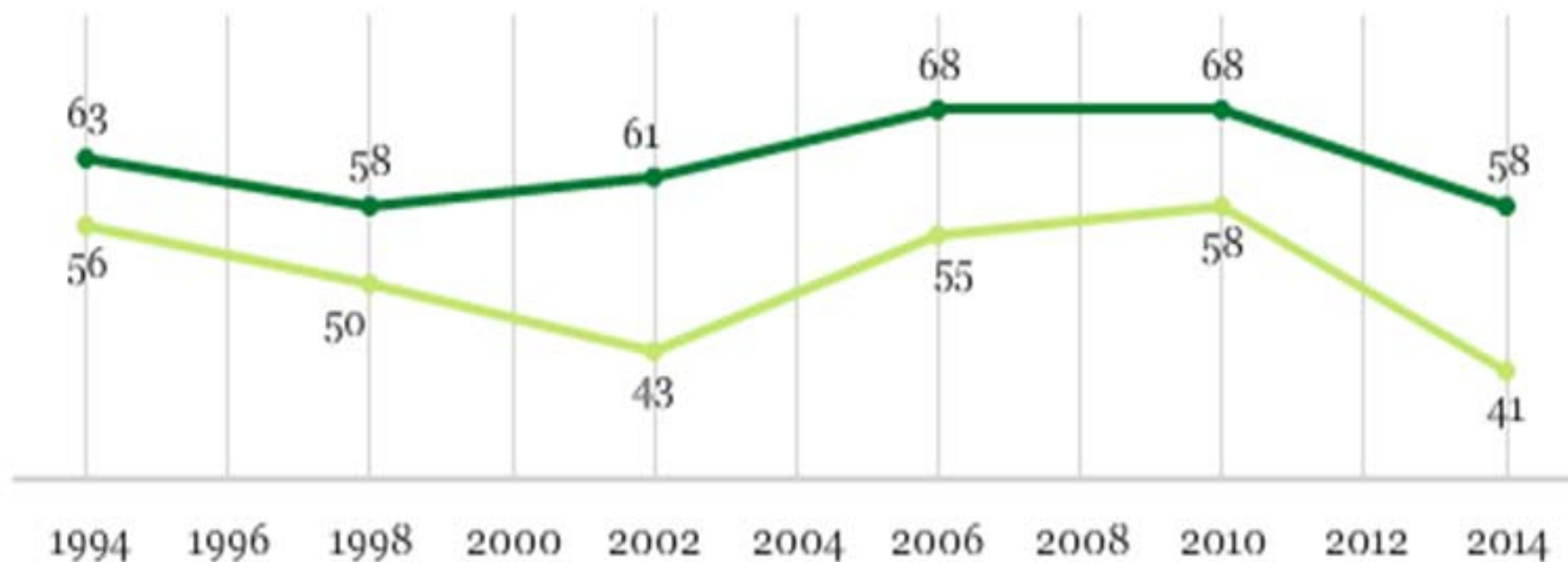
GALLUP®

Source: United States Elections Project

## Indicators of U.S. Adults' Propensity to Vote in Midterm Election

Recent final pre-election trends

■ % Absolutely certain will vote    ■ % Given quite a lot/some thought to the election

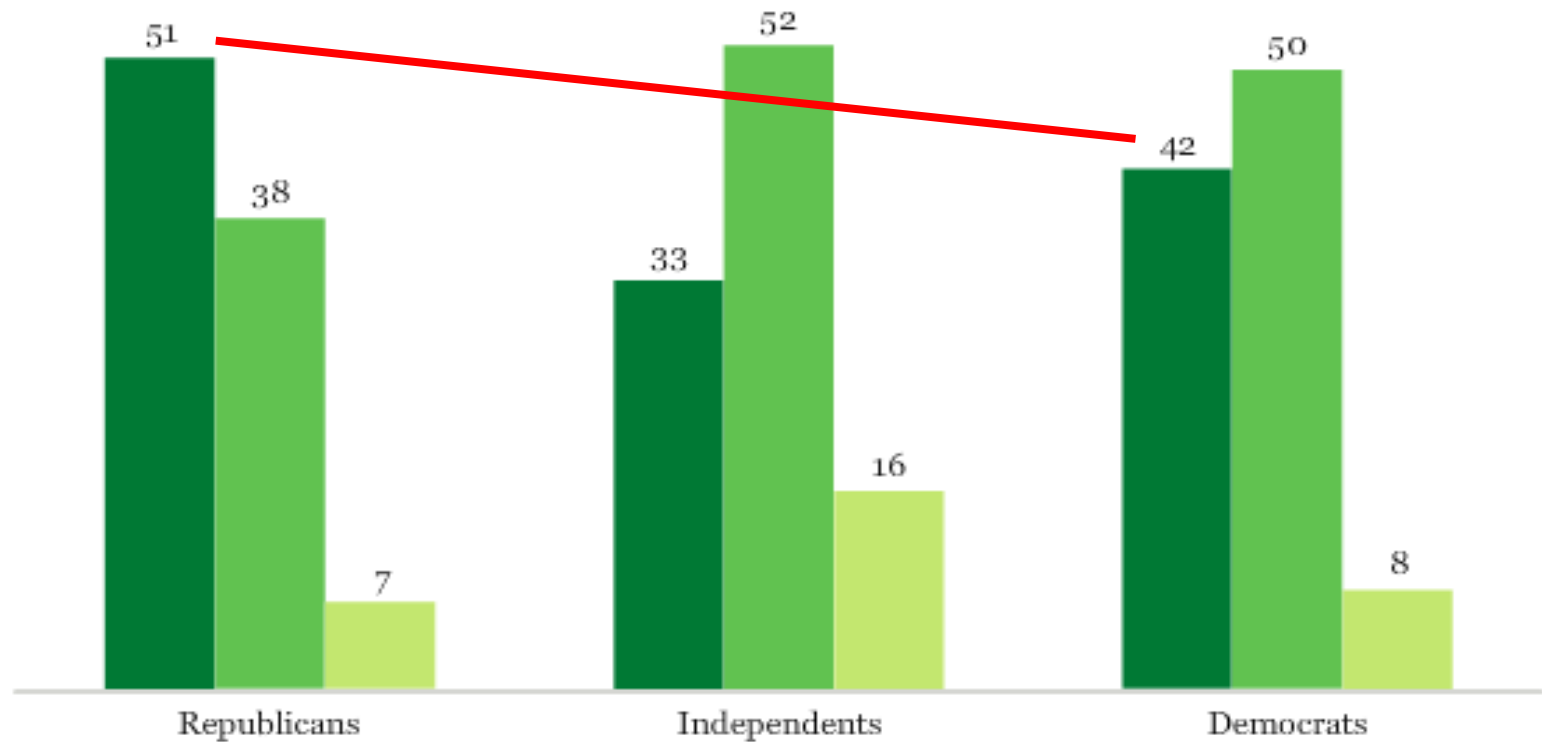


GALLUP®



# THOUGHT GIVEN TO ELECTION BY PARTY

■ Quite a lot/Some    ■ Only a little/None    ■ Don't know

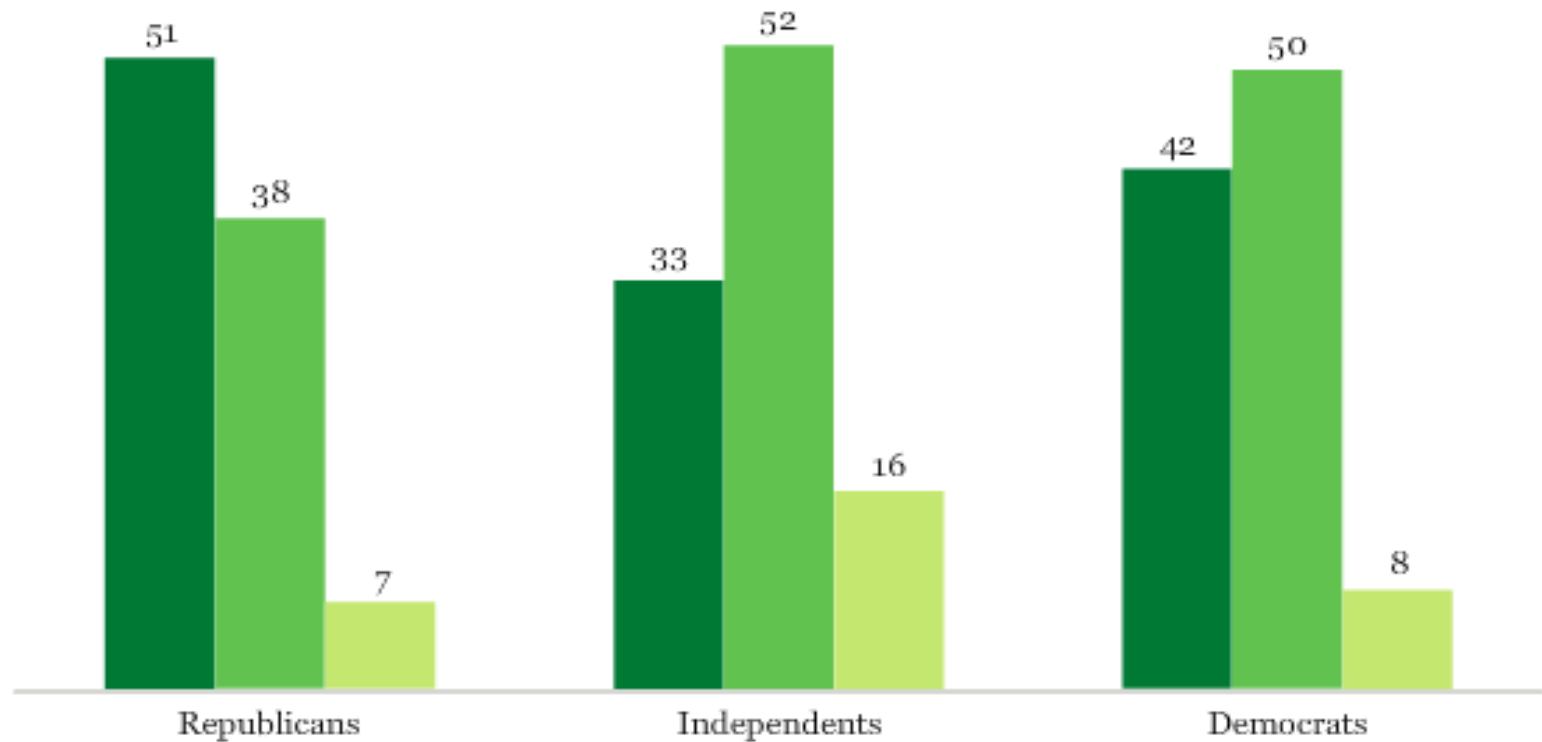


GALLUP®

Oct 29 – Nov 2, 2014

# THOUGHT GIVEN TO ELECTION BY PARTY

■ Quite a lot/Some    ■ Only a little/None    ■ Don't know



GALLUP®

## *Political Orientation by Voting Scale Score*

	<b>Democratically Oriented</b>	<b>Republican Oriented</b>
Highest Involvement in Election	42	53
2nd Group	56	38
3rd Group	54	34
Lowest Involvement in Election	46	39

GALLUP®

Oct 29 – Nov 2, 2014

# WHAT IS BEHIND THE ELECTION RESULTS?

## Factors Specific to This Election

- Particular candidates who ran
- Strategy and tactics of campaigns
- Messages

# WHAT DO THE RESULTS OF THE 2014 MIDTERM ELECTIONS MEAN GOING FORWARD – BOTH SHORT AND LONG TERM?

# REPUBLICANS GAIN IDENTIFIERS

*Party Identification Pre and Post Election: 2014*

■ % Democratic/Leaners

■ % Republican/Leaners



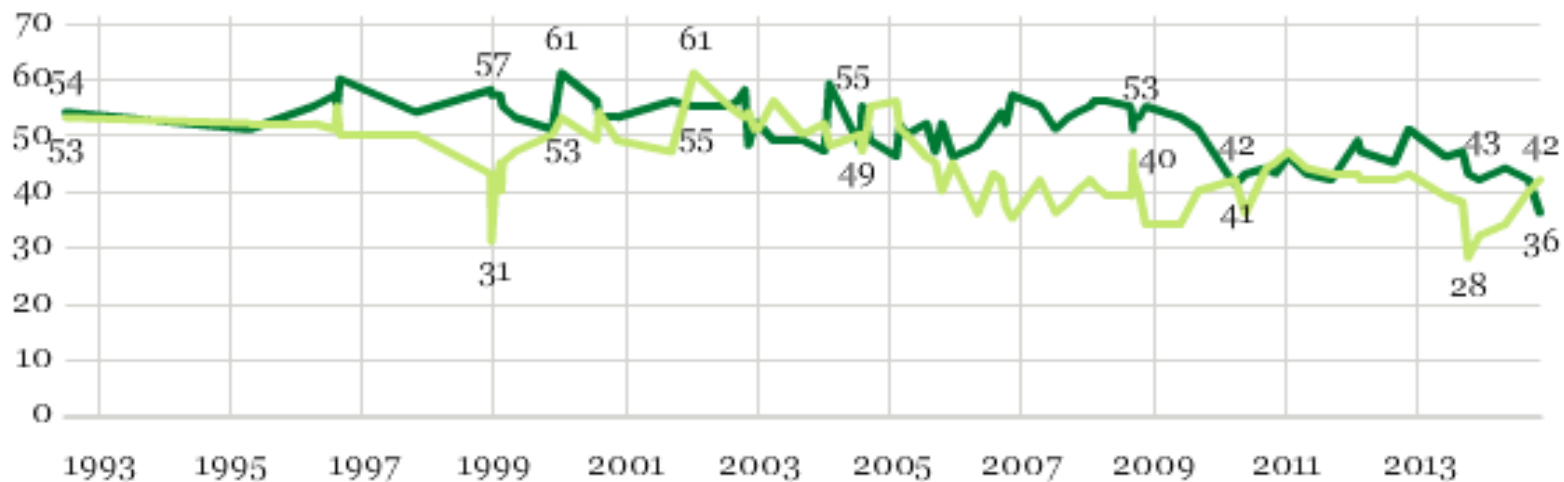
GALLUP®

# DEMOCRATIC PARTY IMAGE SUFFERS

## *Republican and Democratic Party Favorables, 1992-2014*

Next, we'd like to get your overall opinion of some people in the news. ... Please say if you have a favorable or unfavorable opinion of \_\_\_\_\_.

■ The Democratic Party -- % Favorable    ■ The Republican Party -- % Favorable

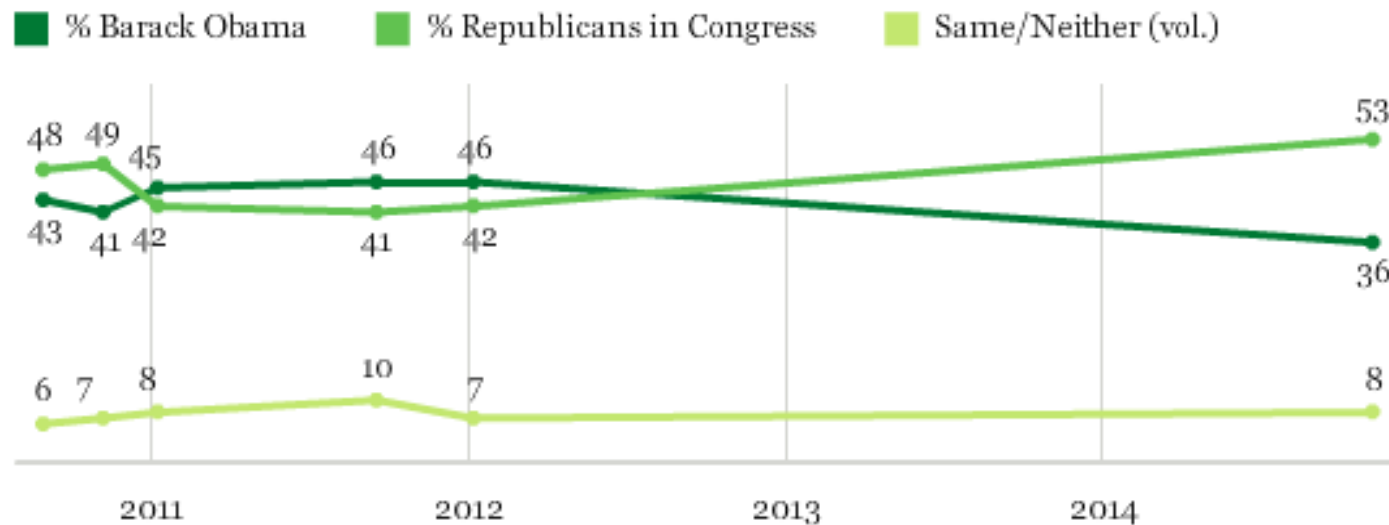


GALLUP®

# REPUBLICAN GAIN IN TERMS OF DESIRED INFLUENCE OVER DIRECTION OF COUNTRY

## Americans' Preference for Who Should Lead U.S. Direction in the Next Year

Who do you want to have more influence over the direction the nation takes in the next year – [Barack Obama (or) the Republicans in Congress]?



(vol.)=volunteered response

GALLUP®



# BUT 44% SAY MAKES NO DIFFERENCE

## *Americans' Preference for Who Should Lead U.S. Direction in the Next Year*

Now that the Republicans have won control of Congress in this November's elections, do you think the country will be better off, worse off, or will it not make any difference?

	<b>Better off</b>	<b>Worse off</b>	<b>No difference</b>	<b>No opinion</b>
	%	%	%	%
National adults	34	19	44	2
Republicans	67	2	31	1
Independents	28	16	55	2
Democrats	12	44	43	2

Nov. 6-9, 2014

GALLUP®

# WHAT DO AMERICANS WANT THEIR ELECTED REPRESENTATIVES TO DO?

# PRIORITIES FOR NEW CONGRESS: I

## *Americans' Priorities for the New Congress*

Regardless of which candidate wins in your district, what is the most important thing you want your representative in Congress to do when Congress begins its new session in January?

	<b>National adults</b> %
<b>HOW REPRESENTATIVE/CONGRESS WORKS</b>	
Listen to the people/Represent the people	10
Compromise/Cooperate/Get along/Work together/End gridlock	9
Follow through on promises	4
Do your job/Pass some legislation	4
Be honest	2
Abide by/Follow the Constitution	2

Sept. 25-30, 2014

GALLUP®

# PRIORITIES FOR NEW CONGRESS: II

## *Americans' Priorities for the New Congress*

Regardless of which candidate wins in your district, what is the most important thing you want your representative in Congress to do when Congress begins its new session in January?

	<b>National adults</b> %
<b>ECONOMIC-RELATED ISSUES</b>	
Create jobs/Employment/Bring jobs home	7
Balance the budget/Reduce the deficit/Cap spending	5
Lower taxes/Cut taxes	4
Improve the economy	2
Improve wages/Raise the minimum wage	2

Sept. 25-30, 2014

GALLUP®

# PRIORITIES FOR NEW CONGRESS: III

## *Americans' Priorities for the New Congress*

Regardless of which candidate wins in your district, what is the most important thing you want your representative in Congress to do when Congress begins its new session in January?

	<b>National adults</b> %
<b>OTHER SPECIFIC ISSUES</b>	
Improve healthcare	7
Pass immigration reform/Secure the borders	6
Improve education/school systems	5
Stop the wars/Bring troops home	3
Stop terrorism/Improve national security	2
Improve foreign policy	2
Pass Social Security reform	1
Pass gun control	1
Address police brutality/Curb police power	1
Address climate change/environmental issues/water shortages	1

Sept. 25-30, 2014

GALLUP®

# WHAT DOES THE FUTURE HOLD?

## 2016: Fundamentals

- 2016 will present a set of Senate seats up for re-election more favorable to Democrats
- 2016 will be dominated by the open-seat contest for the Presidency with turnout nearer to 60%
- Democrats hope that shifting demographics will help them
- Economy, foreign issues always wildcards

# VERY HARD TO PREDICT FUTURE PRESIDENTIAL NOMINEES

*Next, I'm going to read a list of people who may be running in the Republican primary for president in the next election. After I read all the names, please tell me which of those candidates you would be most likely to support for the Republican nomination for President in the year 2008, or if you would support someone else.*

	<b>% Republicans/Republican leaners</b>
Rudy Giuliani	28
John McCain	26
Condoleezza Rice	13
Newt Gingrich	7
Mitt Romney	5
Bill Frist	4

Nov 9-12, 2006

GALLUP®

# VERY HARD TO PREDICT FUTURE PRESIDENTIAL NOMINEES

*Next, I'm going to read a list of people who may be running in the Democratic primary for president in the next election. After I read all the names, please tell me which of those candidates you would be most likely to support for the Democratic nomination for President in the year 2008, or if you would support someone else.*

	<b>% Democrats/Democratic Leaners</b>
Hillary Rodham Clinton	31
Barack Obama	19
John Edwards	10
Al Gore	9
John Kerry	7
Joe Biden	4

Nov 6-9, 2006

GALLUP®



# WHAT DOES THE FUTURE HOLD: BROADER CONSIDERATIONS

1. 64% who did not vote

# THE IMPLICATIONS OF LOW TURNOUT AND REPRESENTATION OF THOSE WHO DIDN'T VOTE

- President Barack Obama: *“Still, as President, I have a unique responsibility to try and make this town work. So, to everyone who voted, I want you to know that I hear you. To the two-thirds of voters who chose not to participate in the process yesterday, I hear you, too.”*

*November 5, 2014 Presidential Press Conference*

# WHAT DOES THE FUTURE HOLD: BROADER CONSIDERATIONS

1. 64% who did not vote
2. **Tragedy of the Commons**
  - a. **Fenno's paradox**
  - b. **Elected representatives' imperatives**

# WHAT DOES THE FUTURE HOLD?

## The Central Question of Our Time: Government

1. Fixing government
2. What is the appropriate role of government?

# PROPER ROLE OF FEDERAL GOVERNMENT

	Republicans	Independents	Democrats
	%	%	%
5 Gov't should take active steps in every area to improve life for citizens	7	15	29
4	9	14	24
3	26	31	38
2	30	22	6
1 Gov't should do only most basic functions	28	17	3

# **THE END!**

Questions?