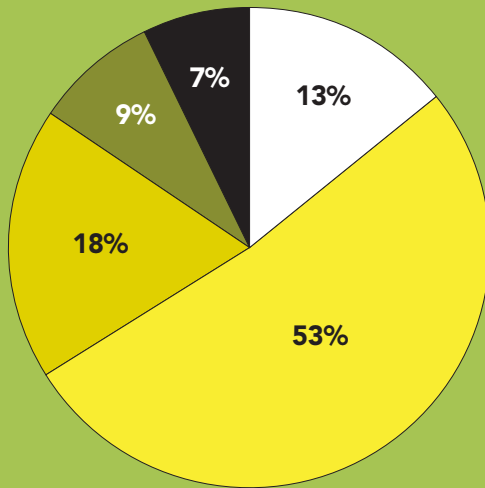




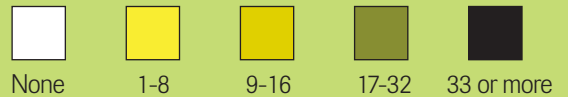
Professional Development

Percentage distribution of teachers reporting the number of hours spent in professional-development activities for educational technology during the last 12 months, by school and teacher characteristics: 2009

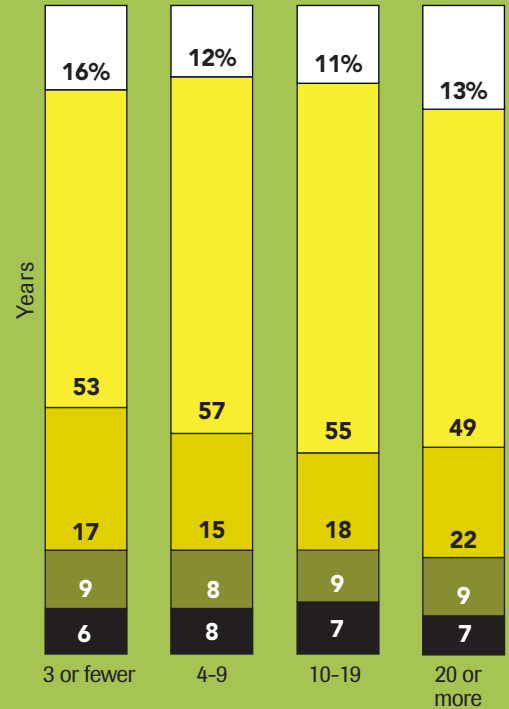
ALL PUBLIC SCHOOL TEACHERS



Time spent in professional-development activities for educational technology

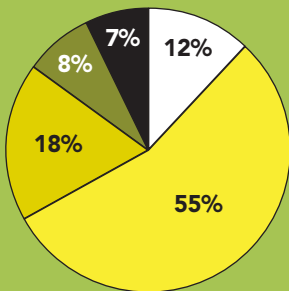


ELEMENTARY/SECONDARY TEACHING EXPERIENCE

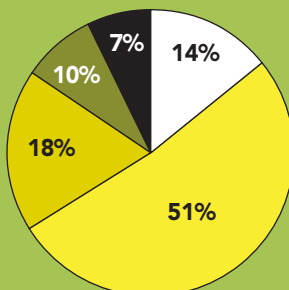


SCHOOL INSTRUCTIONAL LEVEL¹

ELEMENTARY




SECONDARY



MAIN TEACHING ASSIGNMENT

General education in self-contained classroom



Mathematics/computer science, science




Other academic subject²



Special education, English as a second language



Other assignment³



¹ Data for schools with both elementary and secondary grades are included in the totals and in analyses by other school characteristics but are not shown separately.

² Other academic subjects include English/language arts, foreign languages, and social sciences/social studies.

³ Other assignments include arts and music; health/physical education; vocational, career, or technical education; and other (respondent asked to specify).

SOURCES: U.S. Department of Education, National Center for Education Statistics, Teachers' Use of Educational Technology in U.S. Public Schools, 2009




ILLUSTRATION: iStockphoto_borronia