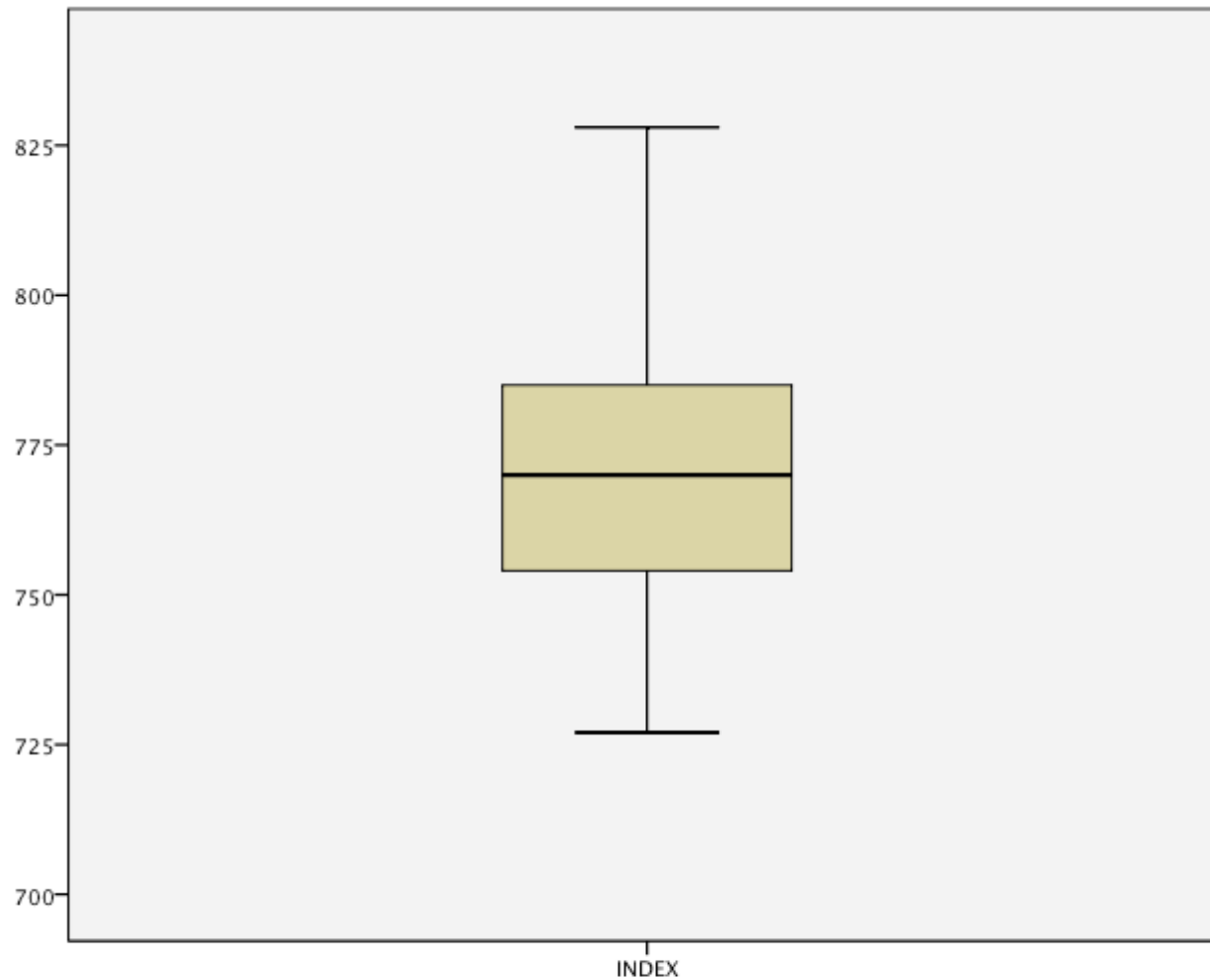


# The Challenge of Implementing the Common Core State Standards for Mathematics

MICHIGAN STATE  
UNIVERSITY

William H. Schmidt

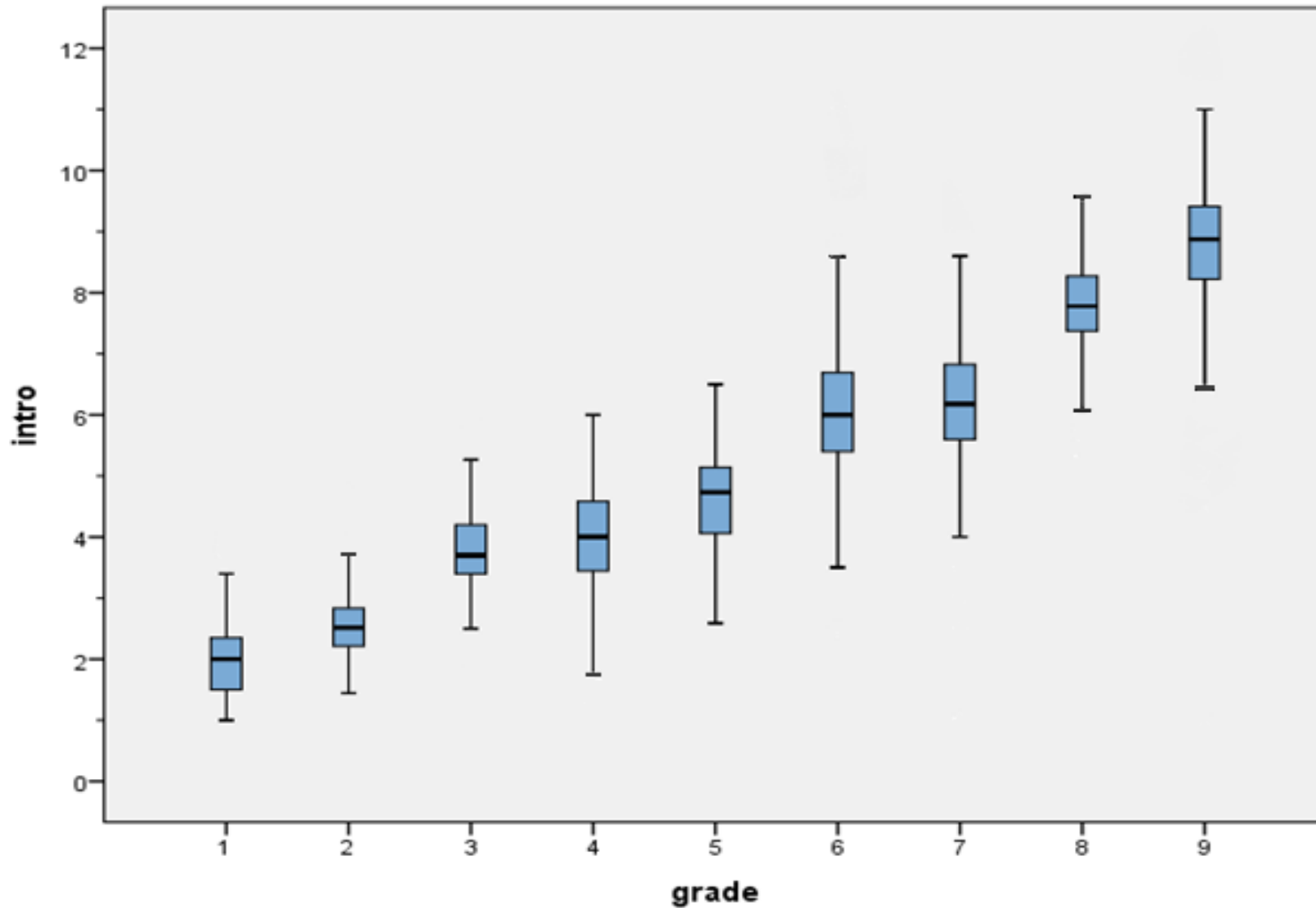
# State Distribution for an Index of Similarity of Former State Standards to the CCSSM



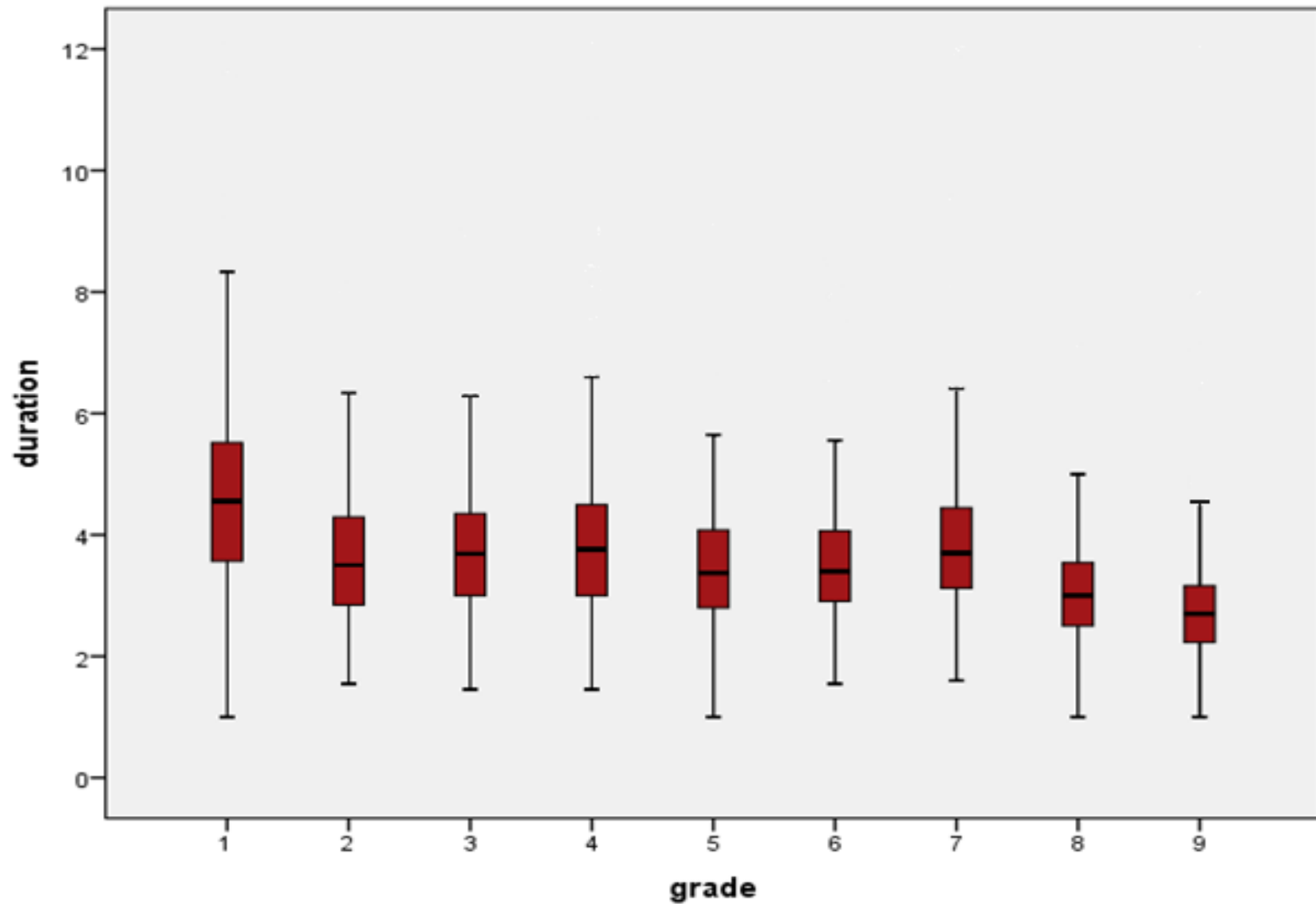
## Representative Sample of District Curriculum Directors Indicated Current Coverage of CCSSM Topics

- ❖ Typical coverage of topics lags 2-3 years behind where they are intended in CCSSM
- ❖ Topics unique to grades in CCSSM persist over multiple grades

# States' Mean Year of Introduction for Each Year's CCSSM Topics



# States' Mean Number of Years Each Year's CCSSM Topics Persist in Curriculum



## Representative Sample of Teachers in Each CCSSM-Adopted State

- ◆ 90% have heard of the CCSSM
- ◆ 70% have read them
- ◆ More than 90% like the idea of Common Standards

## Teachers Thoughts about CCSSM

- ◆ In general, ~30% think the CCSSM is “pretty much the same” as their former standards
- ◆ If CCSSM places a topic they currently teach in a different grade only about ¼ would drop it
- ◆ After reading sample CCSSM topics for their grade, ~80% say CCSSM is “pretty much the same” as their former standards

## Percent of Teachers Indicating Each Item May be an Obstacle to Implementing the more Challenging CCSSM

Student inability to learn the material	20.0
Lack of needed mathematics knowledge among teachers	15.0
Lack of parental support	49.7
Lack of textbooks that support the standards	28.9
Lack of state assessments that are aligned to the standards and that provide feedback to districts / teachers	28.8



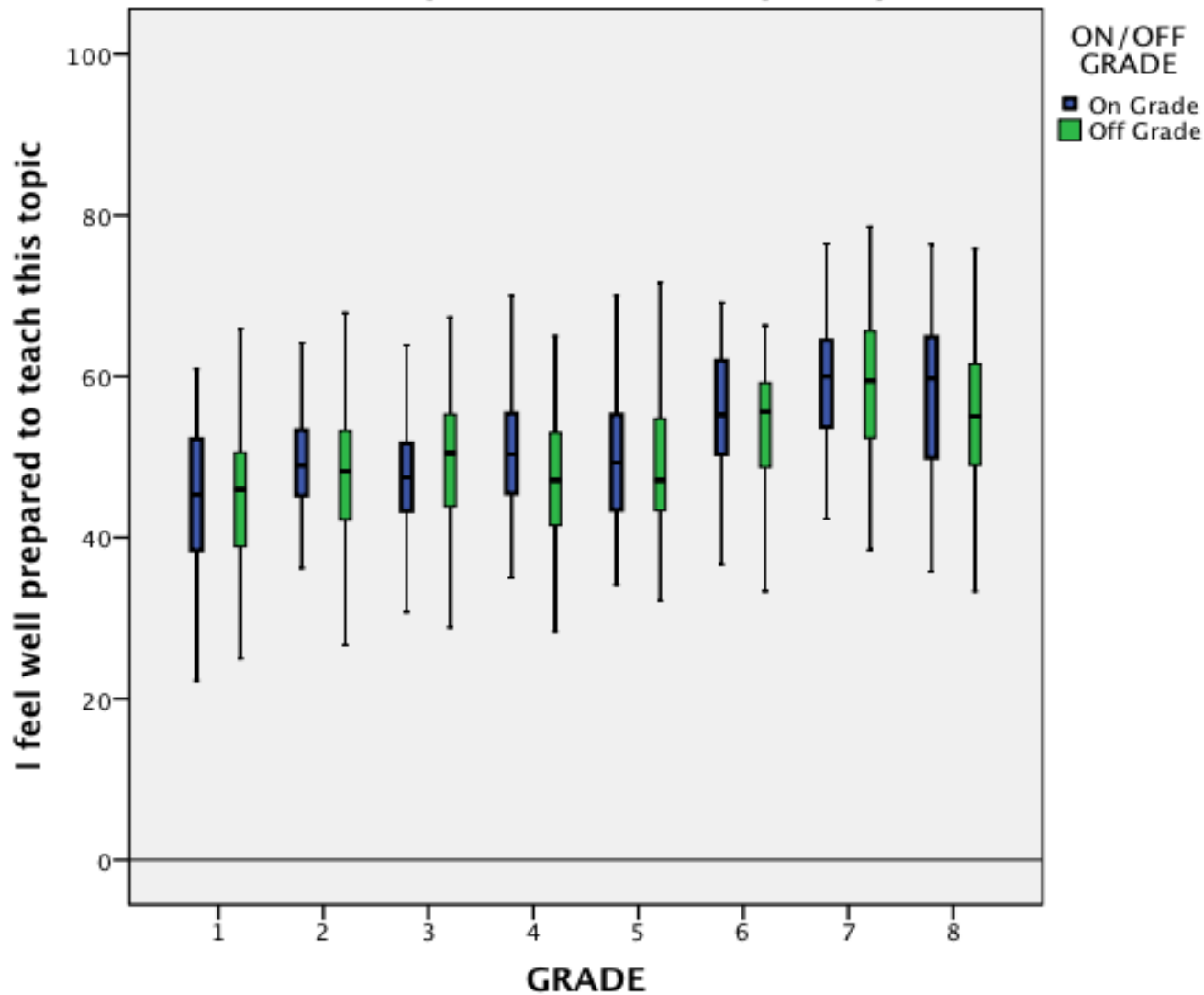
## What Teachers Say They Need to Implement the CCSSM

- ◆ 40% indicate they need new textbooks
- ◆ 60% say they need new online resources for students
- ◆ About  $\frac{1}{3}$  report they have not participated in any sort of activity preparing for the implementation of the CCSSM

# Teachers' Reaction to the CCSSM for Their Grade Level

Grade Levels	<i>I don't like them, but will teach them</i>	<i>I like them and will teach them</i>	<i>I don't like them and will not teach them</i>	<i>I like them but won't teach them</i>
Grades 1-3	7.8	91.3	0.2	0.7
Grades 4-6	9.4	89.7	0.3	0.6
Grades 7-8	13.5	85.3	0.5	0.7
Grades 9-12	16.5	82.0	0.7	0.8

# Distribution of States' Average Percent of Teachers Indicating They Feel Well Prepared to Teach the CCSSM Sample Topics for Their Grade



# State Distribution for Percent of Teachers Indicating the Textbook Primarily Determines Their Classroom Curriculum

