

Up-and-Coming Principals (less than 5 years of experience)

Age at first principalship **43**


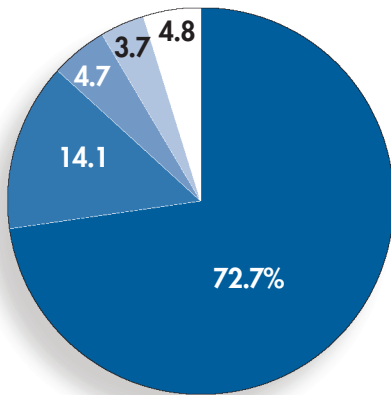
Prior teaching experience (years) **14**

Veteran Principals (more than 10 years of experience)

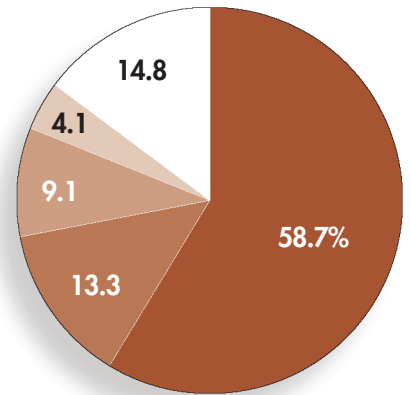
Age at first principalship **37**

Prior teaching experience (years) **11**

Previous Leadership Experience



Note: Principals reporting multiple prior leadership roles were assigned according to their most senior position, as ranked above. A very small number of principals (less than 1 percent) reported no prior educational experience and are omitted from this analysis.



Characteristics of Schools

School did not fully meet performance standards **50%**

Majority of students poor **40**

Most students members of racial or ethnic minorities **37**

School did not meet all performance standards **40%**

Majority of students poor **34**

Most students racial/ethnic minorities **30**

Backgrounds of Principals

Female **54%**

Racial and ethnic minority **20**

Female **36%**

Racial and ethnic minority **15**